

## **STEP<sup>®</sup> 18 & STEP<sup>®</sup> 28**

**Security Electric Strike-plates for Assa evolution locks with both hook bolt and latch bolt**

Step electric strike-plate combines the swiftness and durability of an electric strike-plate with the safety of a modular lock with both hook and latch bolt. The robust construction of Step makes it very difficult to penetrate but is at the same time very flexible.



The flexibility of the new Step-series makes it possible to combine the following door functions with safe locking:

- Emergency evacuation / Panic evacuation
- Mechanical and electrical re-entry
- Fire resistance
- Automatic door applications with push/pull plate

### Areas of use

Doors with electrical locking system are usually required to lock after each passage. For this usage an electric strike-plate for hook bolt is far superior to all other electrical locking devices, as the door will lock the instant it is closed. Similarly, Step electric striking-plate unlocks with distinct rapidity eliminating any idle time.

### Functionality

The locking part is a rotation-cam which goes to closed position each time the door shuts with the hook bolt in locked position. Step electric strike-plate can then be manoeuvred by optional passage systems. The construction of Step 18 and Step 28 maintains a very high security level due to virtual impenetrability of the locking device in combination with instant locking and closing.

### Door pressure technology

Step 18 and Step 28 allow unlocking from a passenger control unit even if the door exerts pressure against the strikes with up to 5kN before the opening signal is given. This means that the door can maintain its original gaskets for protection against noise and dust and there is no need to pull the door towards you before opening.



STEP 18 and STEP 28 are highly suitable for buildings with high security demands

### Fire resistance

Step18 and Step 28 ensure that the door is always kept closed on the modular locks latch bolt even if the hook bolt is retracted by a key or a panic-handle during an emergency situation. A smoke explosion inside a building can otherwise easily open a door and thereby cause a fire to be spread further.



### Emergency escape and re-entry the same way

Since the hook bolt can be retracted with a panic device the strikes are suitable for emergency evacuation doors. Further, since the hook bolt stays in unlocked position after use of the panic device, re-entry is always possible in the case a better escape route must be found.

### Secure monitoring

Step electric strike-plates have two micro switches: the bolt contact detects when the door is closed with the hook bolt, and the barrier contact detects when the strike-plate is locked.

### Measurements

Step 18 and Step 28 have the same fitting measurements for the door frame. Therefore a door in a fire cell can easily be fitted with door automation by changing the electric strike-plate.

### Highest security code

The electrical strikes Step 18 and Step 28 electrically lock on the hook bolt and are designed to withstand forces over 15kN during a burglary attempt. The locking mechanism is vibration protected from hammer shocks.

### STEP 18 for doors opened by door handle

Step 18 has a firm compartment for the latch bolt which means that the door has to be opened by the normal door handle after the opening signal has been given. The latch bolt keeps the door closed even after the modular lock has been unlocked. This is to ensure that the door is always kept closed and thereby minimises the risk for an eventual fire spreading further in the building. Step 18 comes in both a fail-safe version (locked with voltage) and in a fail-secure version (locked without voltage). The fail-safe version can well be used together with a fire alarm system for emergency exit doors, which means that the door will automatically be unlocked as soon as the detector breaks the current to Step 18.



STEP 18

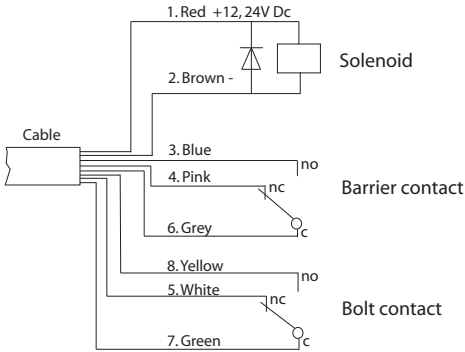
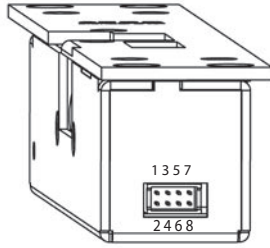
### STEP 28 for doors opened by automatic door opener

Step 28 has a pivotal staple for the latch bolt, which means that the door can be opened by push plates or an automatic door opener without having to use the door handle, after an opening signal has been given. If the hookbolt has been retracted with a key or panic device, during an emergency evacuation, the pivotal staple will be mechanically blocked in closed position. This causes the door to be securely closed on the latch bolt when it closes again. The door can only be opened with the normal handle until the hook bolt has been locked out in its full length, approx. 24mm inside the electric strike-plate. Step 28 only comes in a fail-secure version (locked without voltage).



STEP 28

## Wiring diagram Step18 and Step 28



5m cable with Amp contact included together with the strike.



### Technical specifications:

Solenoid 12 or 24 V Dc +/-10% 6,5W 100% ED.  
 Strike body is made in stainless steel.  
 Rotation cam and other part for the security are made of hardened steel.  
 Face-plate in brushed stainless steel.

### When ordering please specify:

Art. no. of electric striking-plate followed by 12V Dc. or 24V Dc.

Art. no. of suitable face-plate.

## STEP 18 electric strike-plate

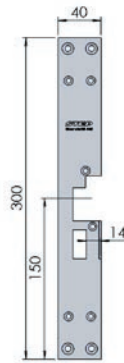


For left hanged door  
 Fail-secure: ST180-A  
 Fail-safe: ST181-A

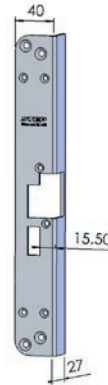


For right hanged door  
 Fail-secure: ST180-B  
 Fail-safe: ST181-B

## Face-plates STEP 18



ST183-A



ST184-A



ST183-B



ST184-B

## STEP 28 electric strike-plate



For left hanged door  
 Fail-secure: ST280-A

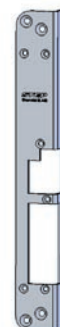


For right hanged door  
 Fail-secure: ST280-B

## Face-plates STEP 28



ST283-A



ST284-A



ST283-B



ST284-B

**Stendal EI AB**

Stendal EI. AB • Signalistgatan 17 • 721 31 Västerås • Sweden  
 Tel. +4621-189750 • Fax +4621-130169 • www.steab.se • postmaster@steab.se